

MAP-21/FAST ACT PERFORMANCE MEASURES AND TARGETS UPDATE

Presented By:
Keith Nichols, PE and Dale Stith, AICP
TTAC Meeting
July 11, 2018

- The Moving Ahead for Progress in the 21st Century (MAP-21) surface transportation legislation established a performance- and outcome-based program.
- As part of this program, MAP-21 (and the FAST Act) require that States and Metropolitan Planning Organizations (MPOs) **prepare and use a set of federally-established performance measures.**
- States and MPOs must also **set targets and monitor progress** for each of these performance measures.
- HRTPO staff is working in cooperation with the TTAC to produce these targets.

MPO Measures

Area	Measures	Initial MPO Target Deadline
Safety	Fatalities	2/27/18 (HRTPO Board Approval 2/15/18)
	Fatality Rate	
	Serious Injuries	
	Serious Injury Rate	
	Bike/Pedestrian Fatalities & Serious Injuries	
Transit	Transit Asset Management	10/1/18
Pavement Condition	Interstate System pavement in good condition	11/16/18
	Interstate System pavement in poor condition	
	Non-Interstate System NHS pavement in good condition	
	Non-Interstate System NHS pavement in poor condition	
Bridge Condition	NHS bridges in good condition	11/16/18
	NHS bridges in poor condition	
Roadway Performance	Interstate Travel Time Reliability	11/16/18
	Non-Interstate NHS Travel Time Reliability	
Freight	Truck Travel Time Reliability Index	11/16/18
CMAQ	N/A for Attainment areas	N/A

- At the September 2017 TTAC meeting, the committee formed a Performance Measure Target Working Group:
 - Localities
 - Transit providers
 - VDOT
 - Subject-matter experts (i.e. Port, Va Highway Safety Office)
- This group will need to reconvene to make recommendations on the remaining targets.

MPO Requirements

- MPOs must include targets and report on progress in planning documents such as the LRTP and the TIP.

LRTP	TIP
Shall include a description of the federally required performance measures and targets used in assessing the performance of the transportation system.	Shall include a description of the anticipated effect of the TIP toward achieving the performance targets identified by the MPO in the LRTP.
Shall include a system performance report evaluating the condition and performance of the transportation system with respect to the targets including progress achieved by the MPO towards meeting the performance targets.	Shall link investment priorities in the TIP to the achievement of performance targets in the LRTP.
MPOs that elect to conduct scenario planning shall describe how the preferred scenario has improved performance of the system.	

- This information shall be included in the regional TIP and LRTP for:
 - **Roadway safety performance measures** - For any updates or amendments that occur after May 27, 2018.
 - **Other areas** - For any updates or amendments that occur after May 20, 2019.
- The TIP was amended to include this information at the May HRTPO Board meeting.

Hampton Roads 2040 Long-Range Transportation Plan: Amendments

July 2018 Update



Hampton Roads 2040 Long-Range Transportation Plan: Amendments

SUMMARY OF AMENDMENT 5

- Project to be included for Preliminary Engineering (PE) Only
 - I-64 Express Lanes – Segment 2 (I-264 to Bowers Hill)

SUMMARY OF ADMINISTRATIVE MODIFICATION 2

The MAP-21 federal surface transportation legislation package established that States and Metropolitan Planning Organizations will be required to prepare and use a set of federally-established performance measures and set targets. These measures and targets will be required in the following areas:

- Safety
- Pavement Condition
- Bridge Condition
- Roadway Performance
- Freight
- Transit Asset Management
- CMAQ Measures

The HRTPO Board approved initial regional safety performance targets at their February 15, 2018 meeting. Targets for Transit Asset Management will need to be established before the October 1st, 2018 deadline and targets for the other areas will need to be approved prior to mid-November 2018.

In addition, federal legislation requires that the regional long-range transportation planning process:

- Shall include a description of the federally required performance measures and targets used in assessing the performance of the transportation system.
- Shall include a system performance report evaluating the condition and performance of the transportation system with respect to the targets including progress achieved by the MPO towards meeting the performance targets.

Hampton Roads 2040 Long-Range Transportation Plan: Amendments

This information shall be included in the regional LRTP for the roadway safety performance measures for any updates or amendments that occur after May 27th, 2018, and for the other areas after May 20th, 2019. HRTPO staff has updated the *Hampton Roads 2040 Long-Range Transportation Plan: Plan Performance report* (one of the compendium of reports documenting the 2040 LRTP planning process) based on these requirements.

REGIONAL PERFORMANCE MEASURES

A key feature of MAP-21 (and continued under the FAST Act) is the establishment of national performance goals in the areas of safety, infrastructure condition, congestion reduction, system reliability, freight movement and economic vitality, environmental sustainability, and reduced project delivery delays. This legislation also requires Metropolitan Planning Organizations (MPOs) to prepare and set targets for the following federally-established performance measures:

- Roadway Safety
- Pavement Condition
- Bridge Condition
- Roadway Performance
- Freight Movement
- Transit Asset Management
- On-road mobile source emissions and traffic congestion for CMAQ Program

In addition, federal legislation requires that the regional long-range transportation planning process:

- Shall include a description of the performance measures to be used to measure the performance of the system
- Shall include a system to monitor the condition and performance of the system with respect to the performance measures achieved by the MPO targets.
- MPOs that elect to describe how the performance of the system is measured.

In order to assist with the development of regional performance targets, the HRTPO Transportation Technical Advisory Committee (TTAC) established a Performance Measures working group. This working group is comprised of staff from various localities, transit providers, VDOT, and subject matter experts such as the Port and the Virginia Highway Safety Office. Based on the advice of the Performance Measures working group and the TTAC, the HRTPO Board established the following annual roadway safety targets at their February 2018 meeting:

TABLE 4: FUTURE ANNUAL TARGET VALUES

Future Annual Target Values	
Fatality Reduction	3.6%
Serious Injury Reduction	5.0%
Reduction in Bike/Pedestrian Fatalities and Serious Injuries Combined	4.0%
Increase in Vehicle-Miles of Travel	1.5%

The fatality reduction target is to reach a goal of zero fatalities upcoming Hampton Roads Plan. The remaining annual statewide targets that were included in the Virginia 2018 Plan.

This information shall be included in the regional LRTP for the roadway safety performance measures for any updates or amendments that occur after May 27th, 2018, and for the other areas after May 20th, 2019.

HRTPO will annually prepare a report on regional performance measures and targets, the initial version of which will be released in late 2018. This report will provide historical data trends for each of the areas listed above, the targets that have been established by the HRTPO, information on the anticipated effects that the Transportation Improvement Program (TIP) will have on achieving these targets, and the progress being made towards meeting these regional targets. HRTPO also maintains a web page (<https://www.hrtpo.org/page/regional-performance-measures-and-targets>) that provides information on these regional performance measures and targets.

As of the publishing date of this report, the HRTPO has only established performance targets in the area of roadway safety, which are described below. HRTPO will establish Transit Asset Management targets prior to the October 2018 deadline and in the November 2018 deadline.

Based on these annual reduction targets, HRTPO set the following regional targets for the year 2018:

TABLE 5: 2018 SAFETY PERFORMANCE TARGETS

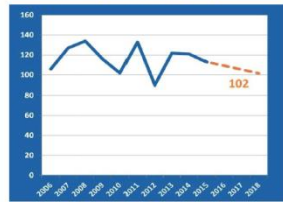
2018 SAFETY PERFORMANCE TARGETS	
Fatalities	102
Fatality Rate (per 100 Million VMT)	0.69
Serious Injuries	1,522
Serious Injury Rate (per 100 Million VMT)	10.39
Number of Bike/Pedestrian Fatalities and Serious Injuries Combined	193

Hampton Roads 2040 Long-Range Transportation Plan: Plan Performance

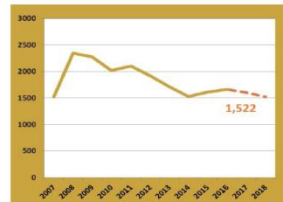


The following charts show the targets established by the HRTPO, along with historical data, for the number of roadway fatalities, serious injuries, and bike/pedestrian fatalities and serious injuries in Hampton Roads:

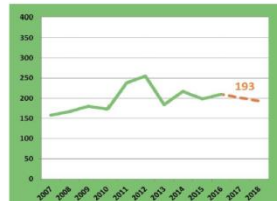
FIGURE 21: HAMPTON ROADS SAFETY TARGETS AND DATA



Hampton Roads Fatalities



Hampton Roads Serious Injuries



Hampton Roads Bike/Ped Fatalities & Serious Injuries

Hampton Roads 2040 Long-Range Transportation Plan: Plan Performance



MAP-21/FAST ACT PERFORMANCE MEASURES AND TARGETS UPDATE

Presented By:
Keith Nichols, PE and Dale Stith, AICP
TTAC Meeting
July 11, 2018