

FY 2015 – 2018 TIP QUARTERLY SNAPSHOT FY16-Q2

Presented By:
Rob Jaques
Transportation Planner
HRTPO
March 2, 2016

PROJECTS WITH SIGNIFICANT EXPENDITURES (>\$3,000,000) THIS QUARTER | (OCTOBER – DECEMBER 2015)

Project	Locality	UPC	Expenditures
Project Contribution for DT/MT/MLK - Primary	Hampton Roads District-wide	101851	\$55,330,711
Shore Drive Bridge Replacement - Lesner Bridge	Virginia Beach	97737	\$12,788,451
I-64 Peninsula Widening - Segment I	Hampton Roads District-wide	104905	\$11,121,651
Turnpike Road Reconstruction	Portsmouth	65655	\$8,727,179
Regional Fixed Guideway Studies & ROW	HRT - DRPT	T9093	\$7,741,961
George Washington Memorial Highway Widening	York County	60843	\$4,813,133
Military Highway Widening	Norfolk	1765	\$4,216,286
I-64 & I-264 Pavement Rehabilitation	Norfolk	104329	\$3,717,845
Portsmouth Boulevard Widening	Chesapeake	18591	\$3,283,578

PROJECTS WITH FIRST EXPENDITURES IN CONSTRUCTION (OCTOBER – DECEMBER 2015)

HIGHWAY

Project	Expenditures	Locality	UPC
Military Highway Widening - Phase I	\$2,056,929	Norfolk	84243
Military Highway Widening	\$1,343,702	Norfolk	1765
Military Highway Widening	\$1,050,063	Norfolk	9783
Richmond Road Intersection Improvements at Route 199	\$560	James City County	102947
Bridge Street Bridge Replacement over Salters Creek	\$255	Hampton	93081

NON-HIGHWAY

Project	Expenditures	Locality	UPC
Jefferson Avenue Pedestrian Improvements	\$1,147	Newport News	83252

FEATURED PROJECTS WITH FIRST EXPENDITURES (OCTOBER – DECEMBER 2015)

Military Highway Widening & Continuous Flow Intersection

Estimated Cost:
\$65.2 million

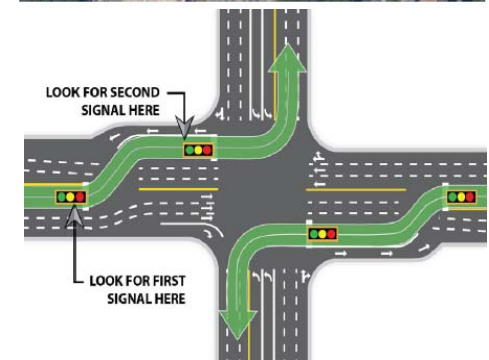
Purpose:
Development of a Continuous Flow Intersection to address traffic concerns at State Route 165 and US 13 (Military Highway and Northampton Boulevard).

Estimated Completion:
Fall/Winter 2018

Current Conditions



Proposed Concept

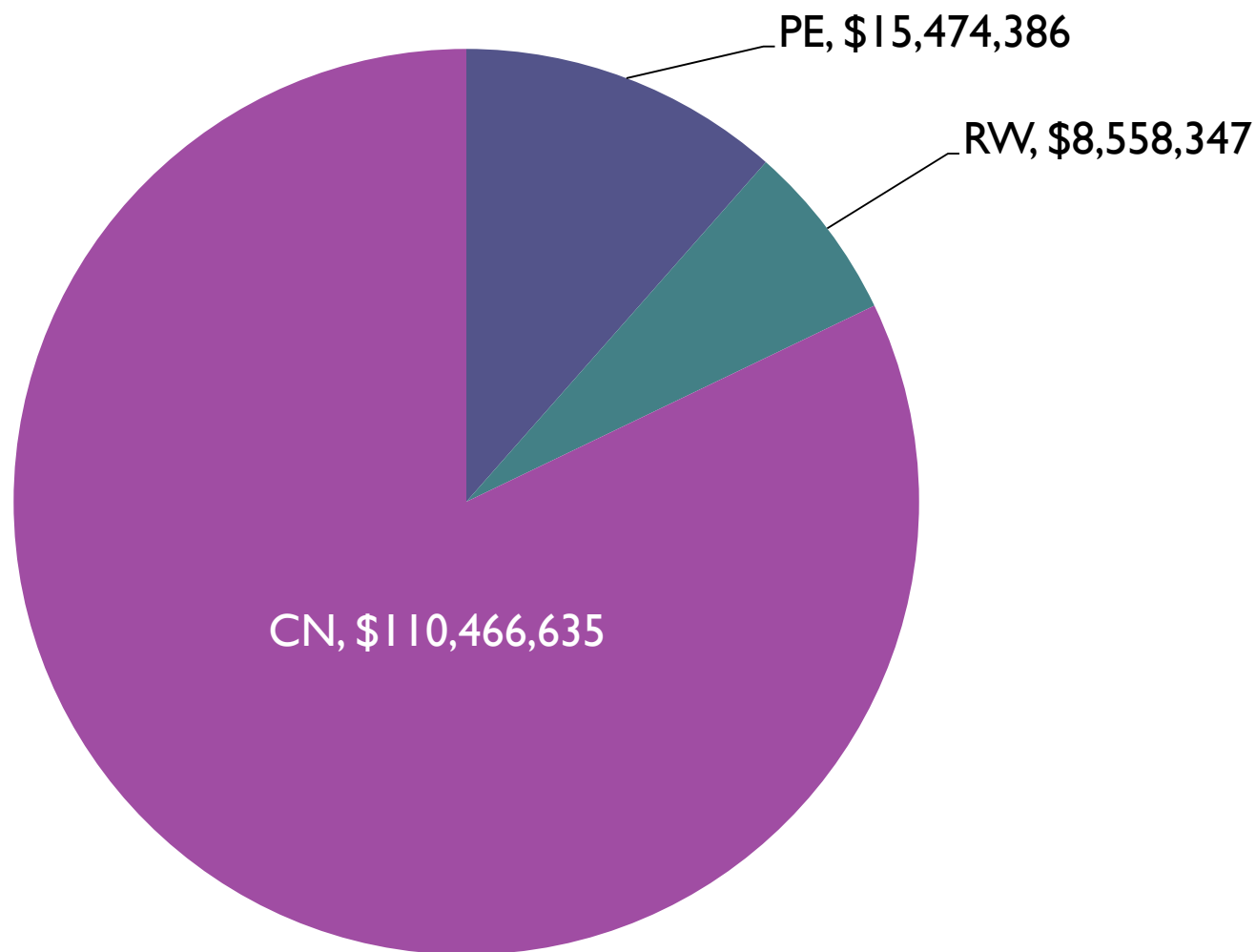


Project	Expenditures	Locality	UPC
Military Highway Widening - Phase I	\$2,056,929	Norfolk	84243
Military Highway Widening	\$1,343,702	Norfolk	1765
Military Highway Widening	\$1,050,063	Norfolk	9783

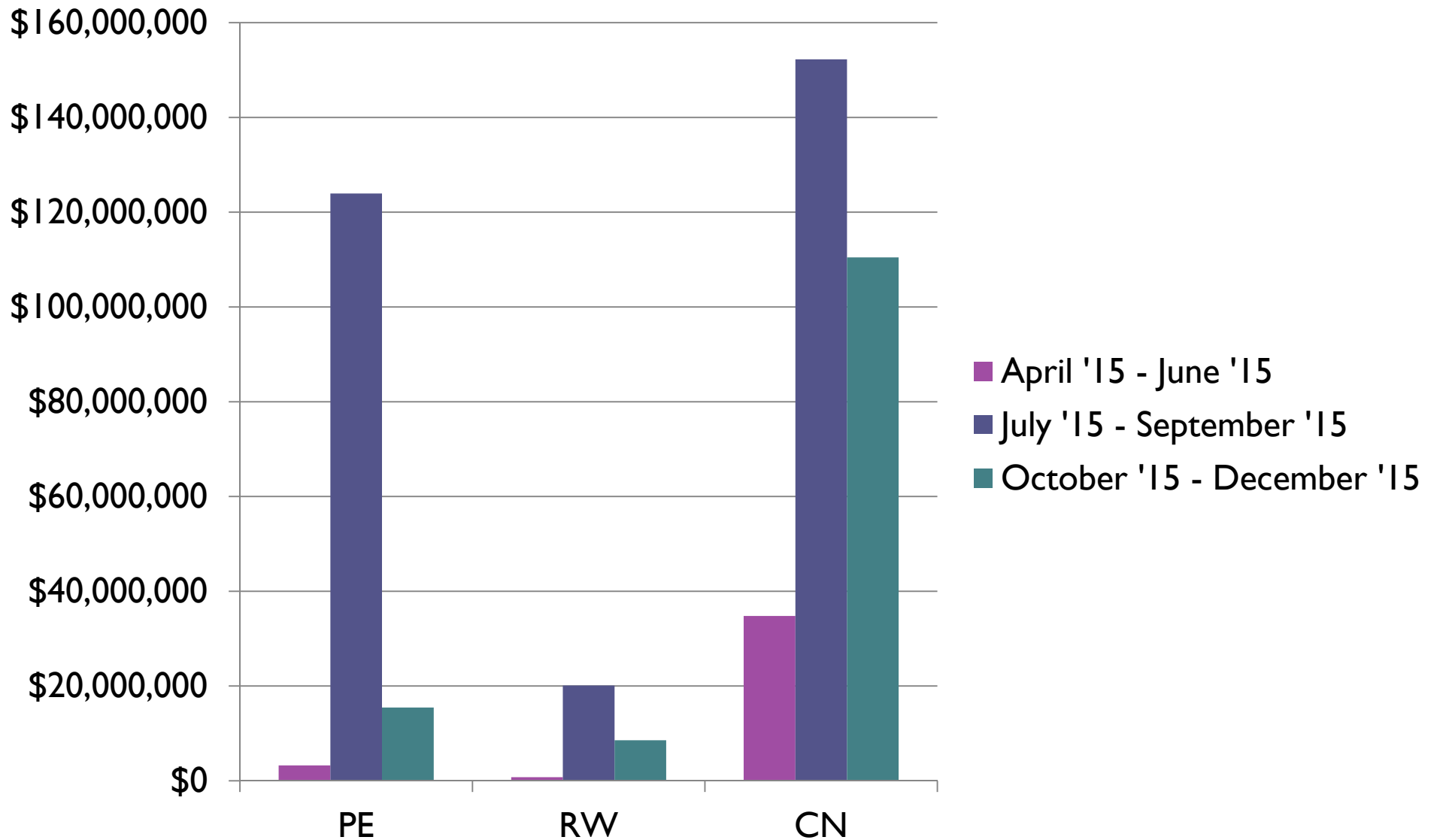
PROJECTS CURRENTLY IN CONSTRUCTION PHASE, BY LOCALITY (OCTOBER – DECEMBER 2015)

Locality	Number of Projects	Total Costs
Chesapeake	7	\$ 534,905,941
Gloucester County	2	\$ 2,095,224
Hampton	10	\$ 37,377,620
Isle of Wight County	1	\$ 1,212,418
James City County	2	\$ 4,548,716
Newport News	8	\$ 70,257,188
Norfolk	9	\$ 276,877,459
Poquoson	-	-
Portsmouth	2	\$ 34,736,233
Suffolk	3	\$ 3,282,008
Virginia Beach	8	\$ 278,040,660
Williamsburg	-	-
York County	2	\$ 65,820,050
Multi-Jurisdiction	5	\$ 781,504,940

TOTAL PROJECT EXPENDITURES BY PHASE (APRIL – JUNE 2015)



TOTAL PROJECT EXPENDITURES: PAST THREE QUARTERS



ACTIVE CMAQ/RSTP PROJECTS WITH NO EXPENDITURES IN PAST TWO QUARTERS (JULY – DECEMBER 2015)

- ❖ **11** projects were flagged for having no expenditures in the past two quarters.
 - **2** cancelled projects
 - **6** completed project awaiting financial close
 - **1** projects delayed
 - **2** project with work ongoing to be billed this quarter

NEXT STEPS

- ❖ **Coordinate with CMAQ and RSTP project sponsors to determine:**
 - Reasons for stalled projects and how to get them moving
 - Whether funds should be reallocated to other projects