

AMERICAN RECOVERY AND REINVESTMENT ACT OF 2009

Presented by:
Camelia Ravanbakht, Ph.D.
Deputy Executive Director
Hampton Roads Metropolitan Planning Organization



BACKGROUND

- ARRA signed into law February 17, 2009
- \$787 billion legislation includes:
 - \$27.5 billion for highway infrastructure
 - \$8.4 billion for transit capital assistance
 - \$8 billion for high speed rail corridors
 - \$1.3 billion for Amtrak
 - \$1.5 billion for Discretionary Grant Program

PURPOSE OF LEGISLATION

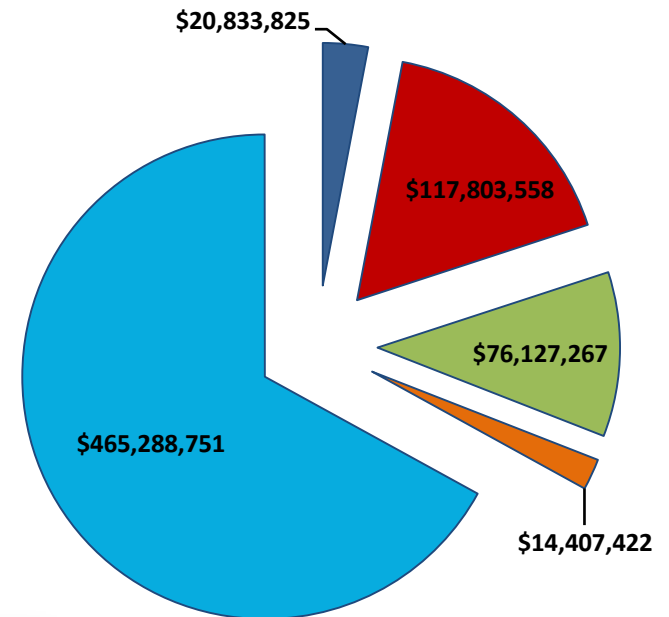
- **Recovery**
 - Maintain and create jobs
 - Infuse cash into cash strapped state programs
 - Encourage flow of money into the economy through tax cuts and other incentives for individuals and organizations
- **Reinvest**
 - Build and repair infrastructure

HIGHWAY INFRASTRUCTURE INVESTMENT

\$27.5 billion administered by FHWA

- Virginia apportionment: \$694 million
 - 3% (21m) Transportation Enhancements
 - 30% (\$208m) distributed by federal STP population formula
 - 17% (\$118m) Urbanized MPOs (>200k pop.)
 - 11% (\$76m) Other MPOs (50k – 200k pop.)
 - 2% (\$14m) Rural Area (<5k pop.)
 - 67% (\$465m) available for Statewide projects

Virginia Total Distribution



Source: Federal Highway Administration Apportionment Tables

Hampton Roads MPO has been apportioned \$41 million in RSTP funds

TRANSIT CAPITAL ASSISTANCE

\$8.4 billion administered by FTA

Formula Grants

Urbanized Area Formula Program	\$5.4 billion
Fixed Guideway Infrastructure Investment	\$750 million

Transit Capital Assistance:

Nonurbanized Area Formula Program	\$663 million
Growing States and High Density States Formula	\$680 million

Discretionary Grants

Capital Investment Grants	\$750 million
Public Transportation on Indian Reservations	\$17 million
Energy Consumption and Greenhouse Emissions Reduction Program	\$100 million

Source: Federal Transit Administration Apportionment Tables

Virginia Apportionment: \$116 million

- The Hampton Roads Transit district apportionment:
 - \$25 million for capital projects under the Urbanized Formula Program
 - \$437,148 in Fixed Guideway Infrastructure Investment

MPO PROJECTS FOR FUNDING UNDER ARRA

Jurisdiction/Agency	2007 Population*	% of HRMPO Population	HRMPO RSTP Allocation	Number of Projects
Chesapeake	216,568	13.4%	\$5,326,222	3
Gloucester County	36,489	2.3%	\$897,402	1
Hampton	145,862	9.0%	\$3,587,295	1 – 2
Isle of Wight County	33,612	2.1%	\$826,645	5
James City County	61,739	3.8%	\$1,518,394	2
Newport News	182,478	11.3%	\$4,487,820	2 – 4
Norfolk	235,987	14.6%	\$5,803,808	2
Poquoson	11,948	0.7%	\$293,846	2
Portsmouth	98,543	6.1%	\$2,423,543	3
Suffolk	81,209	5.0%	\$1,997,235	1
Virginia Beach	433,033	26.8%	\$10,649,910	1 – 2
Williamsburg	13,245	0.8%	\$325,744	1
York County	63,184	3.9%	\$1,553,932	2
Hampton Roads Transit	-	-	\$1,000,000	1
Williamsburg Area Transit Authority	-	-	\$350,000	1
Total	1,613,897	100.0%	\$41,041,796	28 – 32

**Population estimates from the Weldon Cooper Center for Public Service
Prepared By: Hampton Roads MPO staff*

TYPES OF MPO PROJECTS

- Street Preventative Maintenance/System Preservation
- Signal System and Operational Improvements
- Capacity Improvements
- Bridge Rehabilitation and Repairs
- Transit

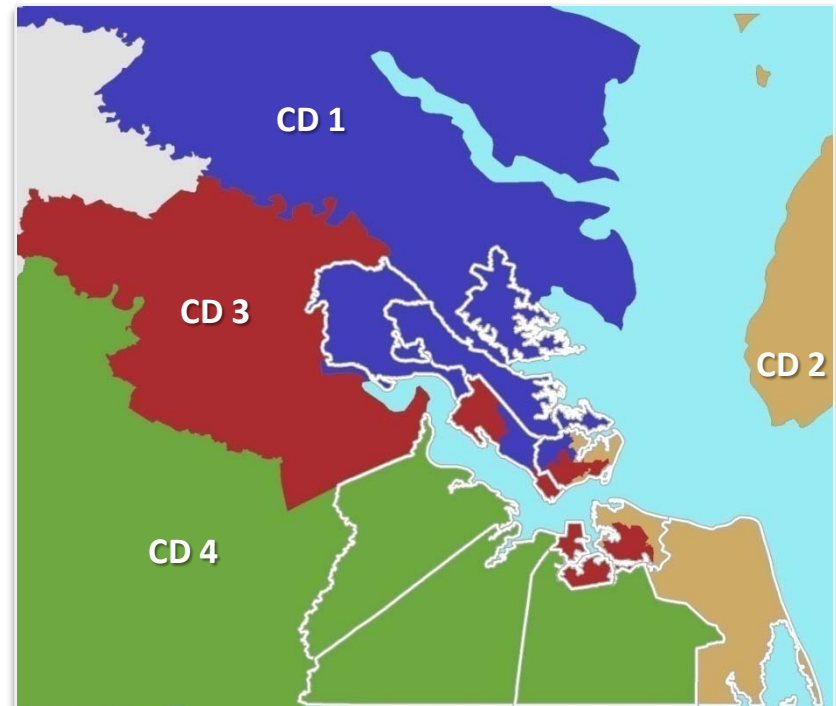
MPO PROJECTS FOR CONSIDERATION FOR STATEWIDE ARRA FUNDING

Jurisdiction/Agency	Funding Request	Number of Projects
Chesapeake	\$26,433,143	4
Gloucester County	-	-
Hampton	\$2,500,000	1
Isle of Wight County	\$3,243,863	8
James City County	\$68,000,000	1
Newport News	\$12,000,000	1
Norfolk	\$33,000,000	5
Poquoson	\$6,970,000	1
Portsmouth	-	-
Suffolk	-	-
Virginia Beach	\$21,200,000	2
Williamsburg	-	-
York County	\$55,300,000	2
Hampton Roads Transit	\$17,800,000	6
Williamsburg Area Transit Authority	-	-
Virginia Port Authority	\$127,600,000	1
Total	\$374,047,006	32

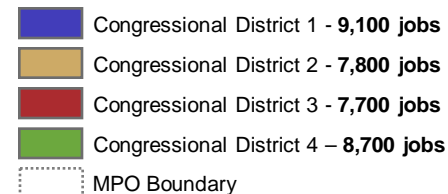
Prepared By: Hampton Roads MPO staff

EMPLOYMENT IMPACT

- Total Estimated Effect of ARRA on Jobs
jobs created or saved over the next two years:
 - Nationwide: 3.5 million jobs
 - Virginia: 93,000 jobs
- Estimated Effect on Transportation-Related Jobs
 - Nationwide: nearly 400,000 jobs created or saved



Jobs by Congressional Districts



Source: www.recovery.gov

RECOMMENDED ACTIONS

1. Approve list of MPO projects for RSTP funding (Attachment C)
2. Approve list of Regional projects for consideration for Statewide funding (Attachment D)