



# REGIONAL PERFORMANCE MEASURES AND TARGETS ANNUAL SYSTEM PERFORMANCE REPORT



Presented by: Keith Nichols, PE  
TTAC Agenda Item #10  
June 1, 2022

the *heartbeat* of  
**HIMPTON  
ROADS** **TPO**  
TRANSPORTATION PLANNING ORGANIZATION

# BACKGROUND

- Federal legislation requires that States and Metropolitan Planning Organizations (MPOs) **prepare and use a set of federally-established performance measures.**
- States and MPOs must also **set targets and monitor progress** for each of these performance measures.
- HRTPO established initial targets in most of these areas throughout 2018, and updates targets in certain areas on an annual basis.

# MPO MEASURES

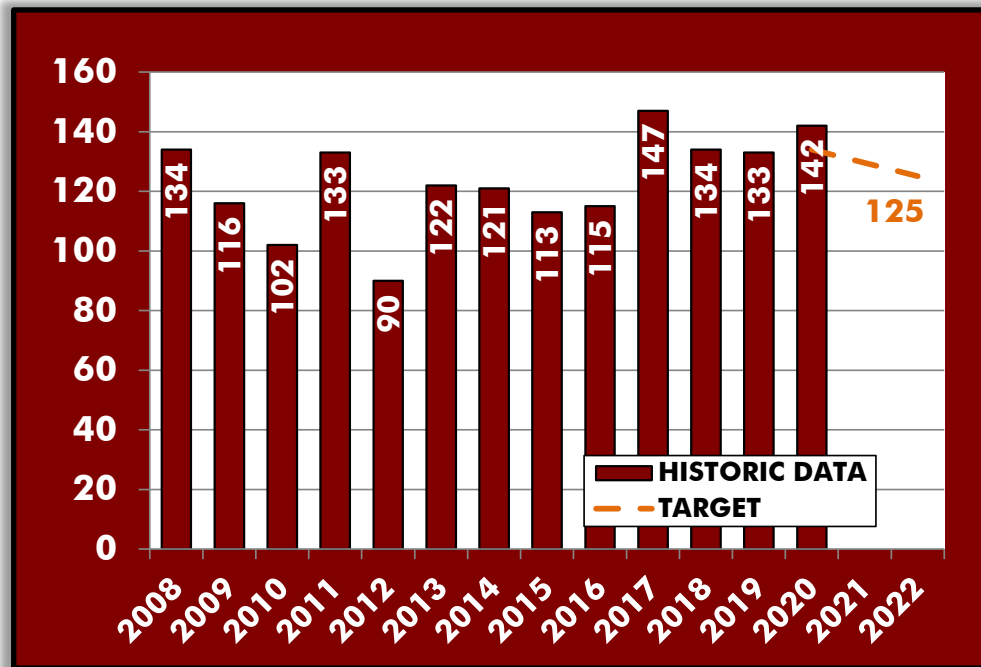
	Area	Measures
Annual Targets	Safety	Fatalities
		Fatality Rate
		Serious Injuries
		Serious Injury Rate
		Bike/Pedestrian Fatalities & Serious Injuries
	Transit	Transit Asset Management
		Transit Safety
4-Year Targets	Pavement Condition	% Interstate System pavement in good condition
		% Interstate System pavement in poor condition
		% Non-Interstate System NHS pavement in good condition
		% Non-Interstate System NHS pavement in poor condition
	Bridge Condition	% NHS bridge deck area in good condition
		% NHS bridge deck area in poor condition
	Roadway Performance	Interstate Travel Time Reliability
		Non-Interstate NHS Travel Time Reliability
	Freight	Truck Travel Time Reliability Index
	CMAQ	N/A for Attainment areas

# SYSTEM PERFORMANCE REPORT

- The HRTPO annually prepares a ***System Performance Report*** on these regional performance measures and targets.
- This report includes:
  - A description of the methodology used to calculate each measure
  - Historical data trends for each of the areas
  - Information on statewide targets
  - A description of the targets that have been established by the HRTPO
  - **Progress being made towards meeting the established targets**

# SAFETY

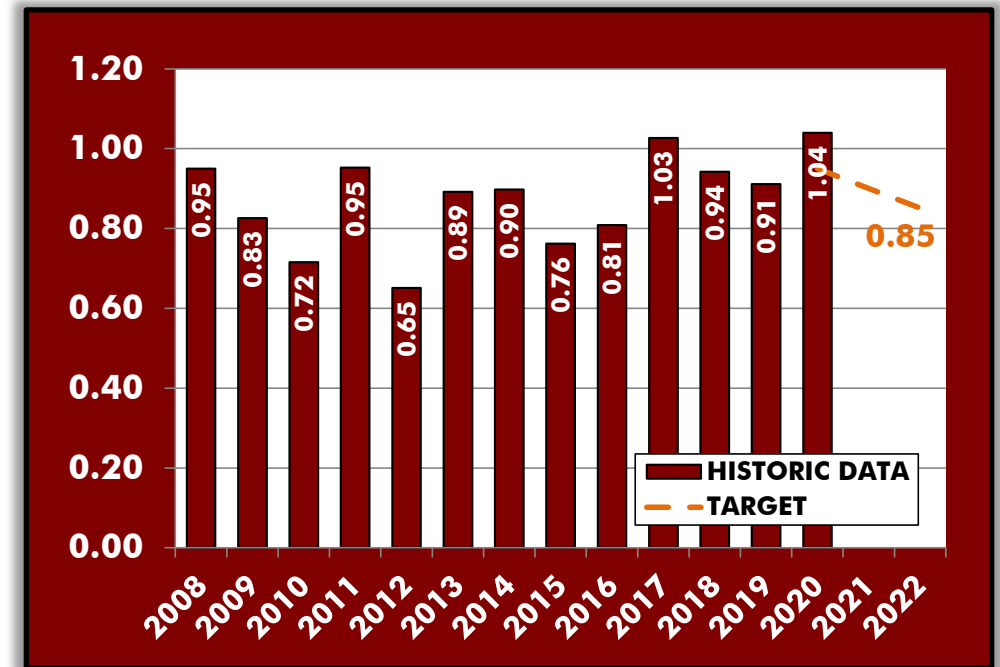
## NUMBER OF FATALITIES



2020 TARGET = 124

MISSING TARGET

## FATALITY RATE (PER 100 MILLION VMT)

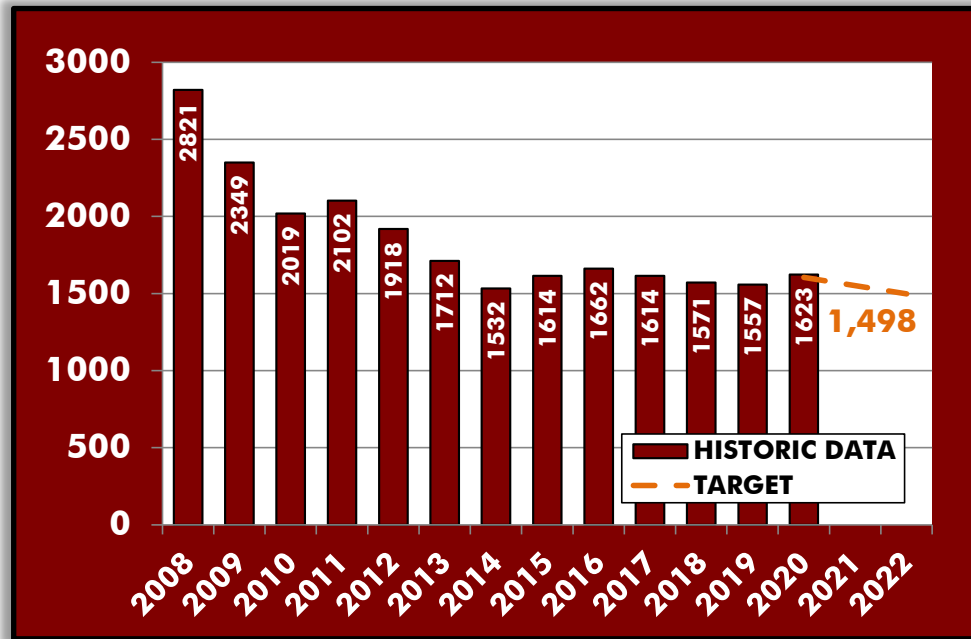


2020 TARGET = 0.84

MISSING TARGET

# SAFETY

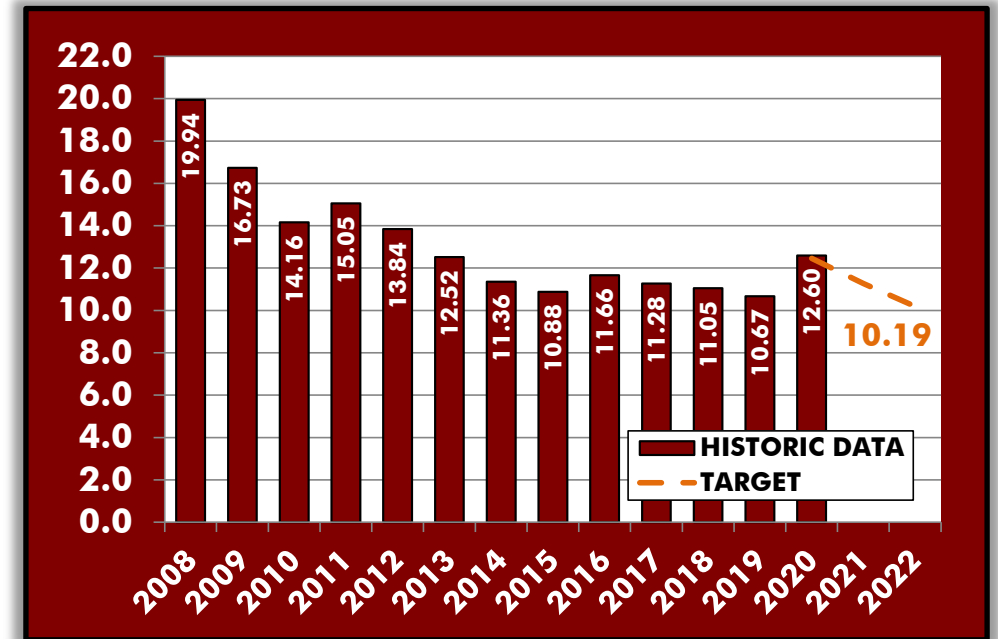
## NUMBER OF SERIOUS INJURIES



2020 TARGET = 1,448

**MISSING TARGET**

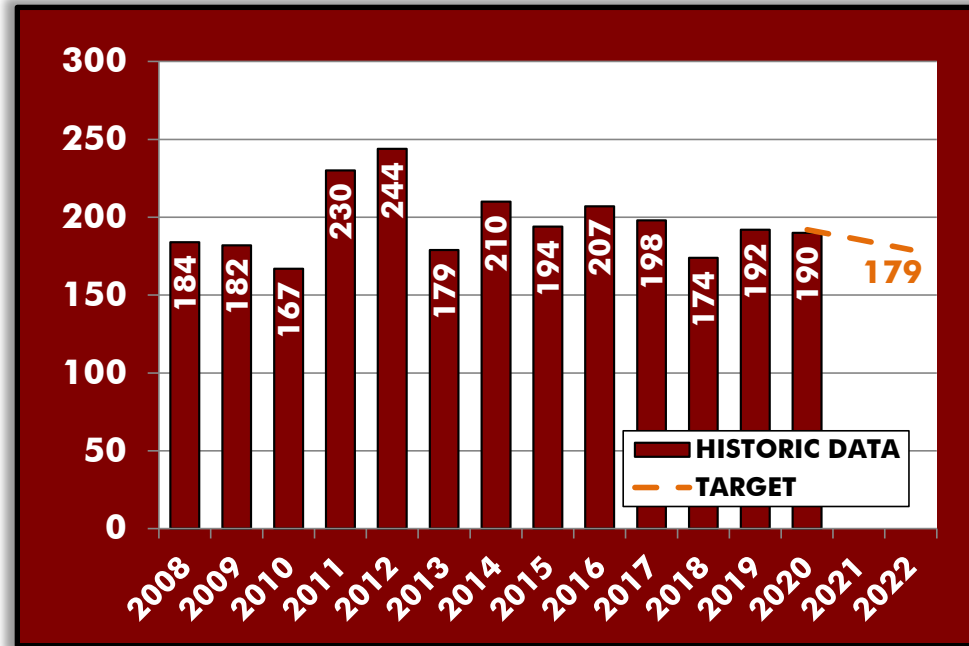
## SERIOUS INJURY RATE (PER 100M VMT)



2020 TARGET = 9.85

**MISSING TARGET**

## NUMBER OF NON-MOTORIZED FATALITIES AND SERIOUS INJURIES COMBINED



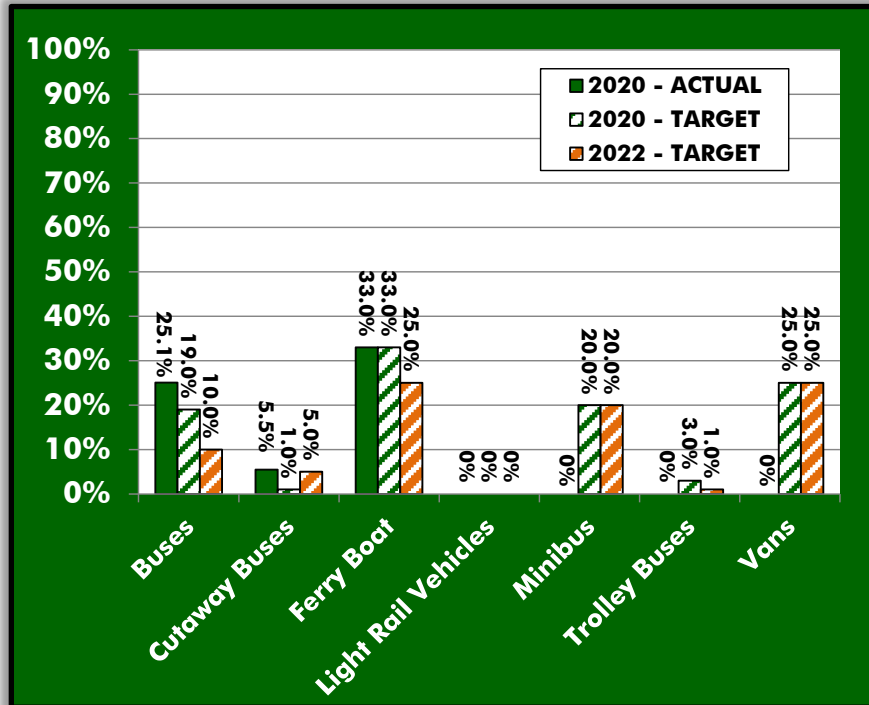
**2020 TARGET = 163**

**MISSING TARGET**

# TRANSIT ASSET MANAGEMENT

## ROLLING STOCK TARGETS

PERCENTAGE OF REVENUE VEHICLES THAT HAVE MET OR EXCEEDED THEIR USEFUL LIFE BENCHMARK



FERRY BOAT, LIGHT RAIL VEHICLES, MINIBUS, TROLLEY BUSES, VANS

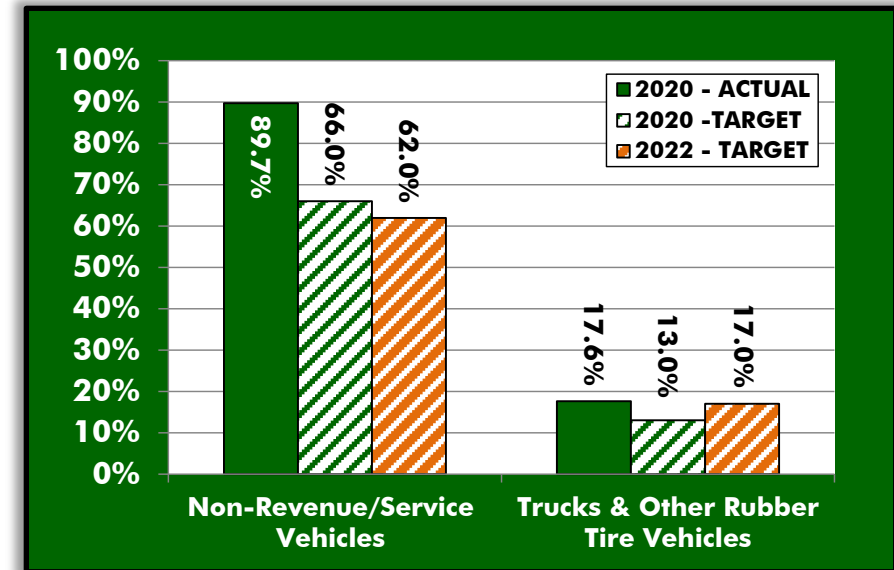
**SURPASSING TARGETS**

BUSES, CUTAWAY BUSES

**MISSING TARGET**

## EQUIPMENT/SERVICE VEHICLES TARGETS

PERCENTAGE OF VEHICLES THAT HAVE MET OR EXCEEDED THEIR USEFUL LIFE BENCHMARK



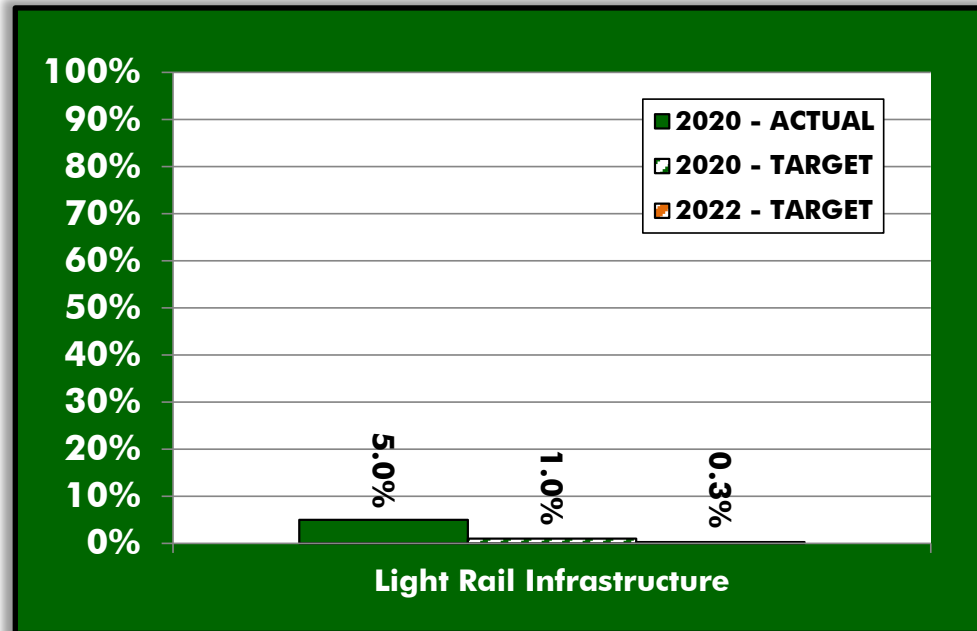
**MISSING TARGET**



# TRANSIT ASSET MANAGEMENT

## INFRASTRUCTURE TARGETS

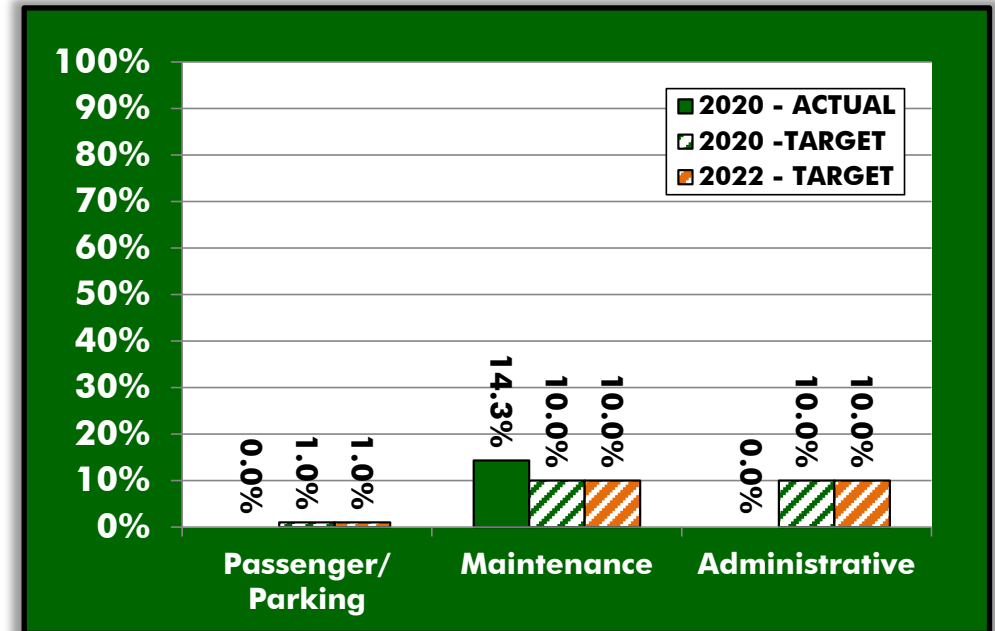
### PERCENTAGE OF TRACK SEGMENTS, SIGNALS, AND SYSTEMS WITH PERFORMANCE RESTRICTIONS



**MISSING TARGET**

## FACILITIES TARGETS

### PERCENTAGE OF FACILITIES IN EACH ASSET CLASS RATED UNDER 3.0 ON FTA'S TERM SCALE



**PASSENGER/PARKING & ADMINISTRATIVE**

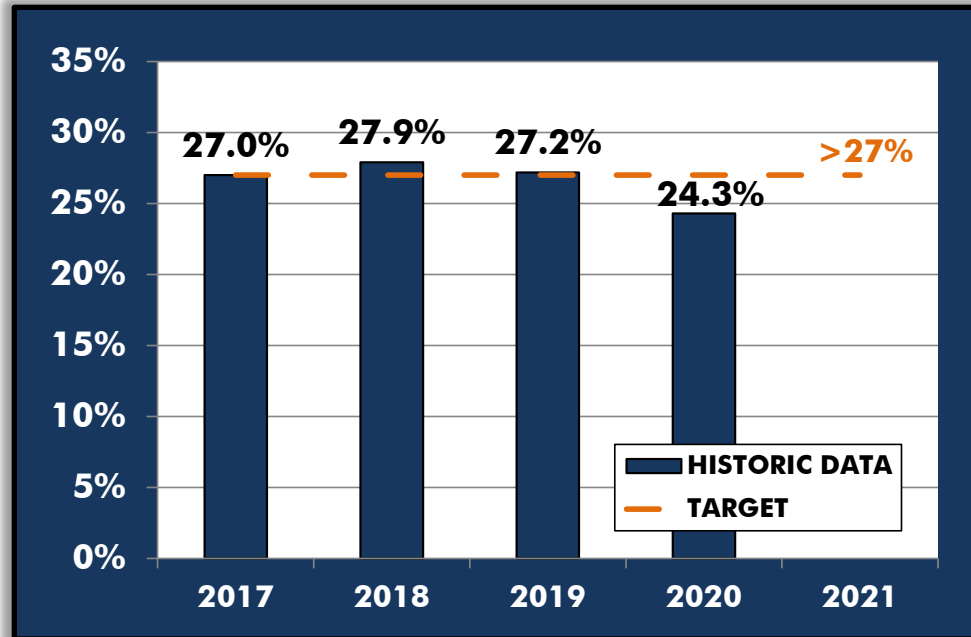
**SURPASSING TARGETS**

**MAINTENANCE**

**MISSING TARGET**

# BRIDGE CONDITION

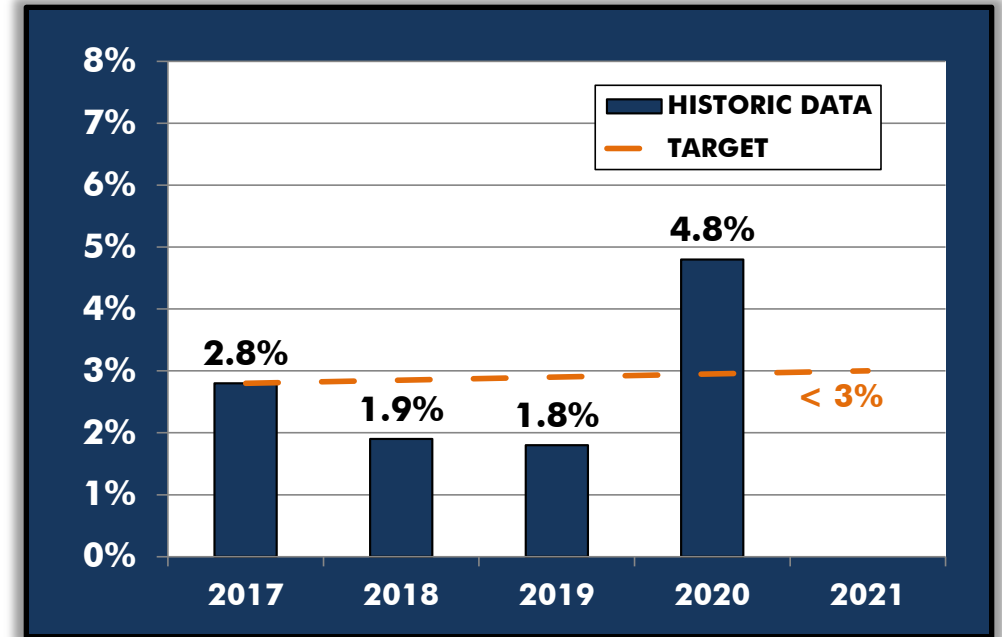
## PERCENTAGE OF NHS BRIDGE DECK AREA IN HAMPTON ROADS IN GOOD CONDITION\*



\* - The 2021 target was changed from 20% to 27% by the HRTPO Board at their January 2021 meeting.

**MISSING TARGET**

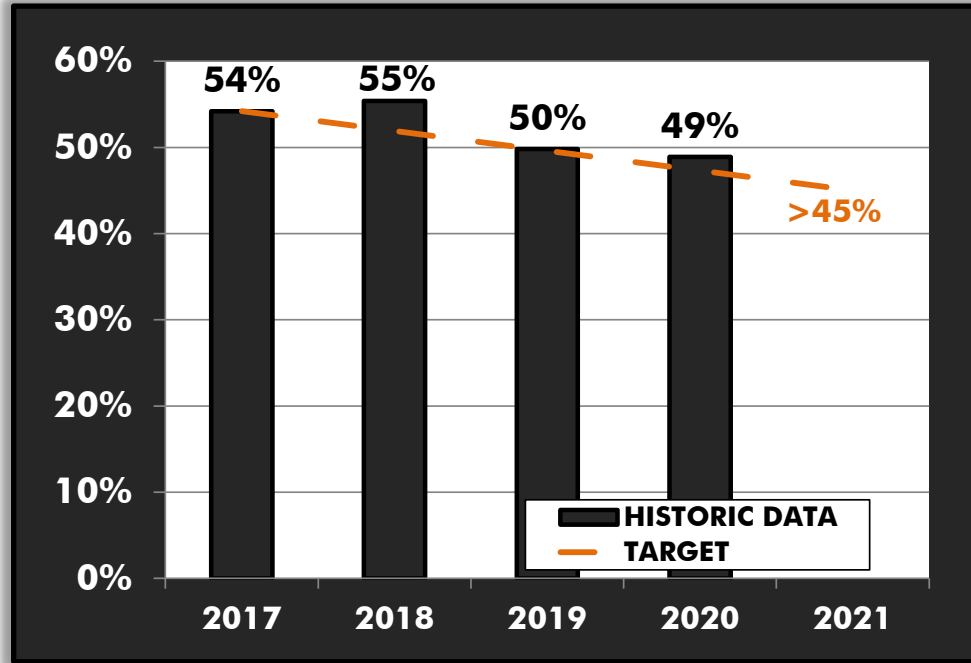
## PERCENTAGE OF NHS BRIDGE DECK AREA IN HAMPTON ROADS IN POOR CONDITION



**MISSING TARGET**

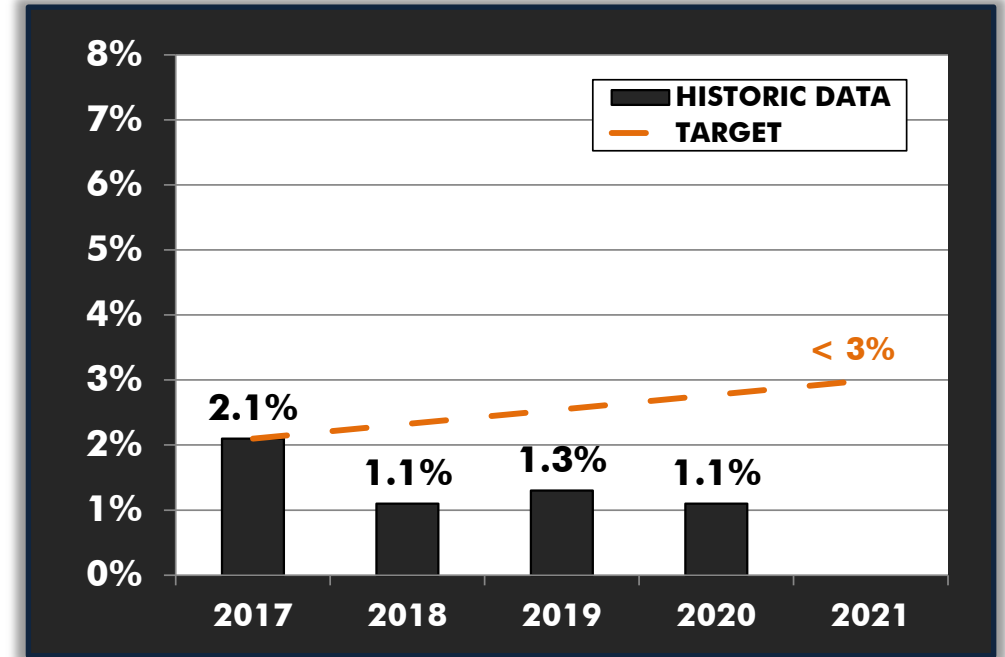
# PAVEMENT CONDITION

## PERCENTAGE OF PAVEMENT IN HAMPTON ROADS IN GOOD CONDITION - INTERSTATE



**SURPASSING TARGET**

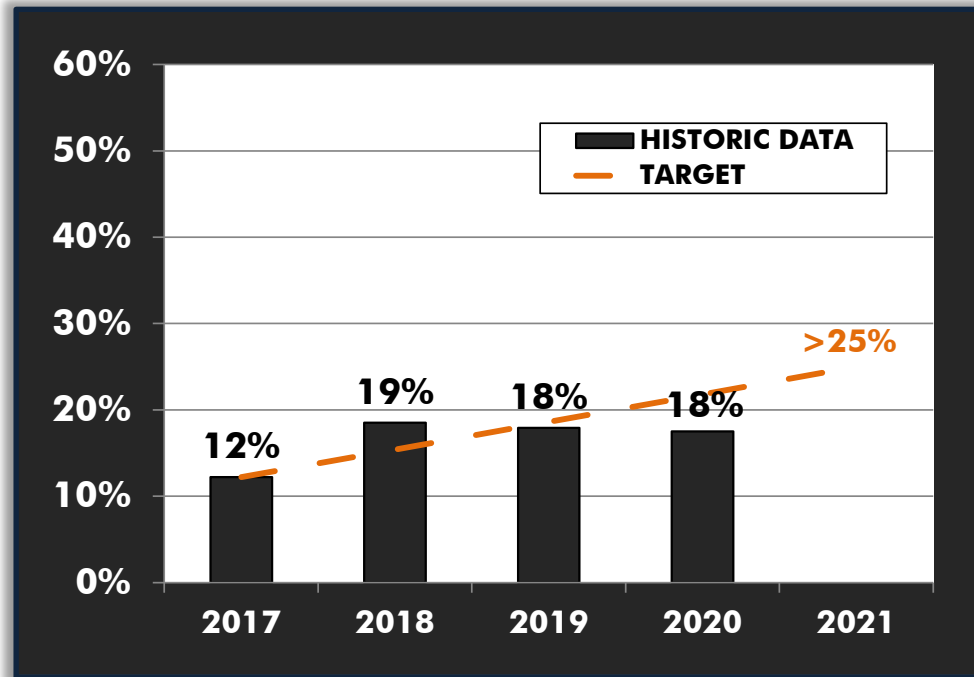
## PERCENTAGE OF PAVEMENT IN HAMPTON ROADS IN POOR CONDITION - INTERSTATE



**SURPASSING TARGET**

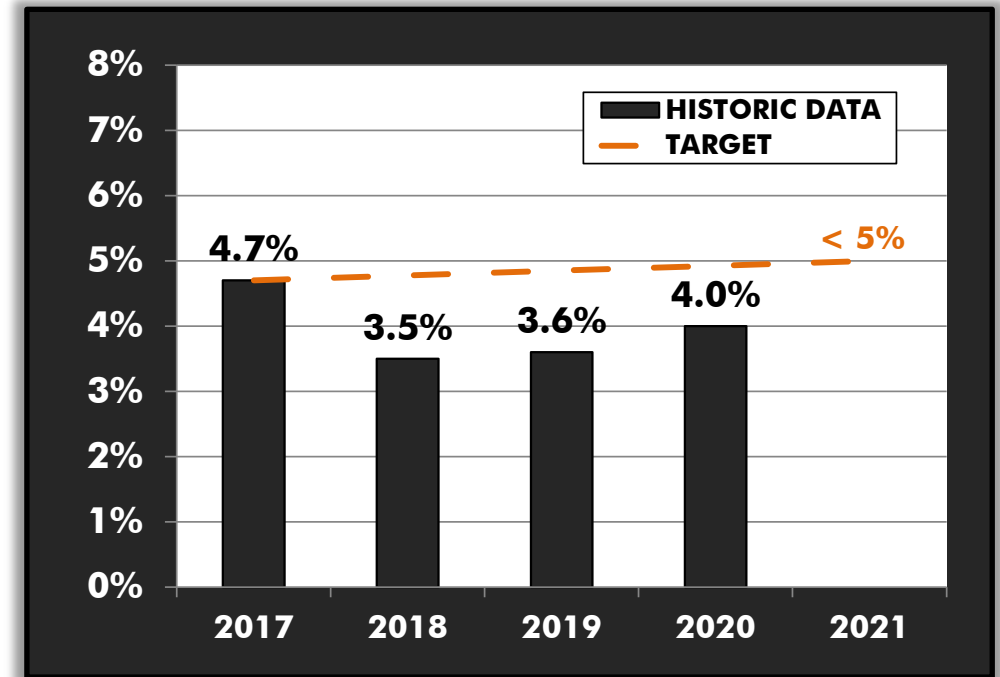
# PAVEMENT CONDITION

## PERCENTAGE OF PAVEMENT IN HAMPTON ROADS IN GOOD CONDITION - NON-INTERSTATE NHS



**MISSING TARGET**

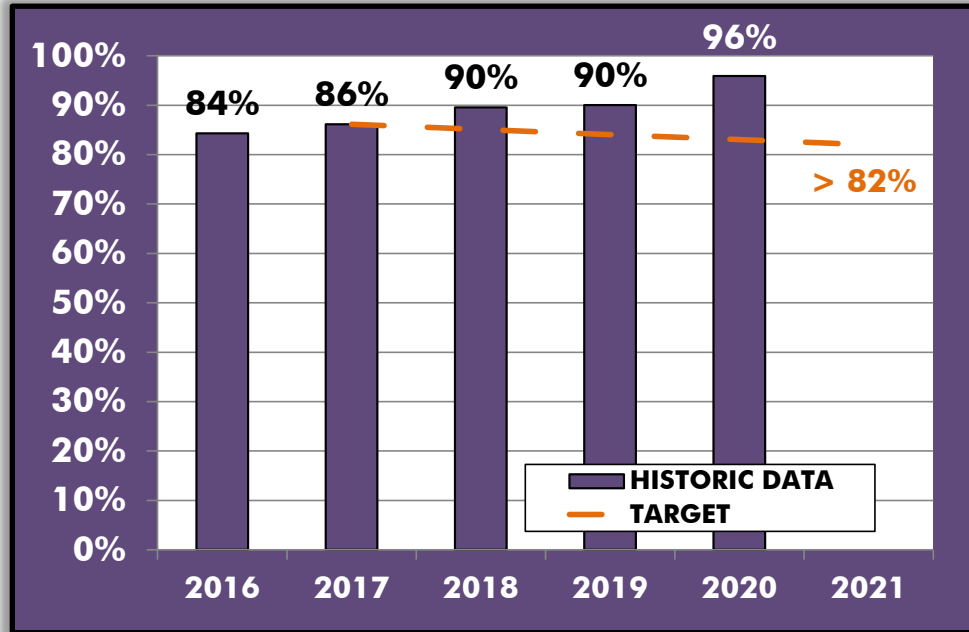
## PERCENTAGE OF PAVEMENT IN HAMPTON ROADS IN POOR CONDITION - NON-INTERSTATE NHS



**SURPASSING TARGET**

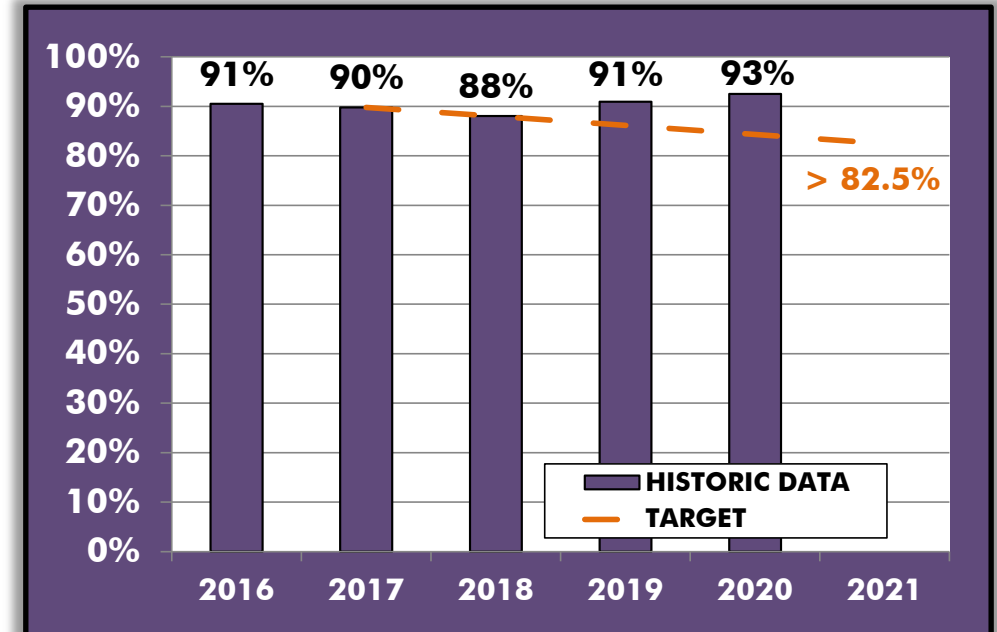
# ROADWAY PERFORMANCE

## PERCENTAGE OF RELIABLE PERSON-MILES OF TRAVEL – INTERSTATE



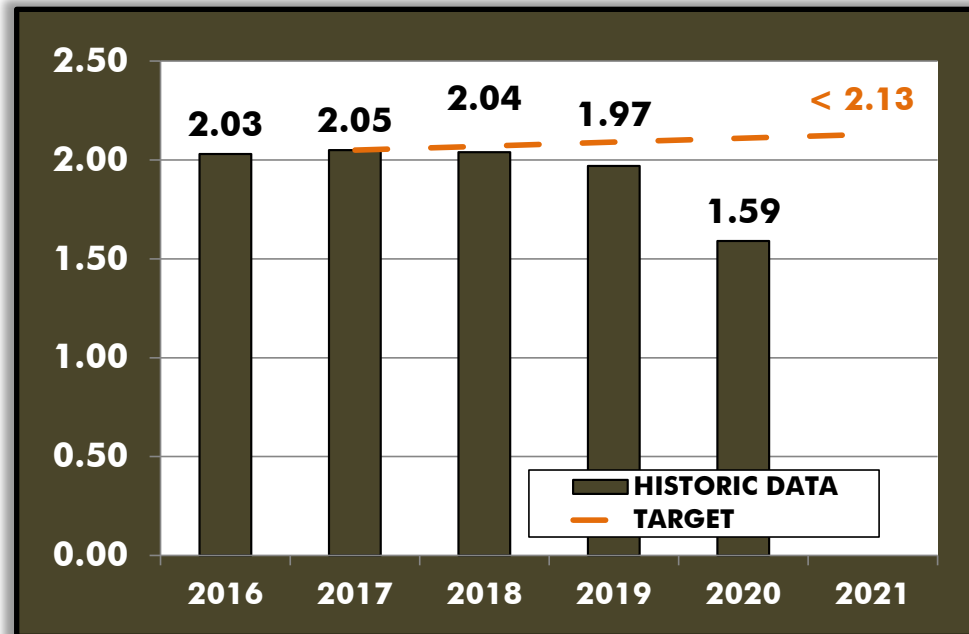
**SURPASSING TARGET**

## PERCENTAGE OF RELIABLE PERSON-MILES OF TRAVEL - NON-INTERSTATE NHS



**SURPASSING TARGET**

## TRUCK TRAVEL TIME RELIABILITY INDEX – INTERSTATE



**SURPASSING TARGET**

# HRTPO ONE-YEAR TARGETS – ROADWAY SAFETY

Measures	HRTPO Approved One-Year Target (2022)	Progress Towards Meeting Target (as of Most Recent Data)
Fatalities	125	<b>MISSING TARGET</b>
Fatality Rate	0.85	<b>MISSING TARGET</b>
Serious Injuries	1,498	<b>MISSING TARGET</b>
Serious Injury Rate	10.19	<b>MISSING TARGET</b>
Non-Motorized Fatalities & Serious Injuries	179	<b>MISSING TARGET</b>

# HRTPO ONE-YEAR TARGETS – TRANSIT ASSET MANAGEMENT

Measures	HRTPO Approved One-Year Target (2022)	Progress Towards Meeting Target (as of Most Recent Data)
<u>Rolling Stock</u> - % of revenue vehicles within each asset class that have met or exceeded their useful life benchmark		
Bus	< 10%	MISSING TARGET
Cutaway Buses	< 5%	MISSING TARGET
Ferry Boat	< 25%	SURPASSING TARGET
Light Rail Vehicles	0%	SURPASSING TARGET
Minibus	< 20%	SURPASSING TARGET
Trolley Buses	< 1%	SURPASSING TARGET
Van	< 25%	SURPASSING TARGET
<u>Equipment/Service Vehicles</u> - % of vehicles that have met or exceeded their useful life benchmark		
Non-Revenue/ Service Vehicles	< 62%	MISSING TARGET
Trucks & Other Rubber Tire Vehs	< 17%	MISSING TARGET
<u>Infrastructure</u> - % of track segments, signals, and systems with performance restrictions		
Light Rail Infrastructure	< 0.3%	MISSING TARGET
<u>Facilities</u> - % of facilities in each asset class rated under 3.0 on FTA's TERM scale		
Passenger/Parking	< 1%	SURPASSING TARGET
Maintenance	< 10%	MISSING TARGET
Administrative	< 10%	SURPASSING TARGET



# HRTPO ONE-YEAR TARGETS – TRANSIT SAFETY

Measures	HRTPO Approved One-Year Target (2022)	Progress Towards Meeting Target (as of Most Recent Data)	
<b><u>Transit Fatalities</u></b>			
Bus	0	<b>NO UPDATED DATA AVAILABLE</b>	
Demand Response	0		
Light Rail	0		
Vanpool	0		
<b><u>Transit Fatality Rate</u></b>			
Bus	0.0		
Demand Response	0.0		
Light Rail	0.0		
Vanpool	0.0		
<b><u>Transit Injuries</u></b>			
Bus	< 83		
Demand Response	0		
Light Rail	0		
Vanpool	0		
<b><u>Transit Injury Rate</u></b>			
Bus	< 7.62		
Demand Response	0.0		
Light Rail	0.0		
Vanpool	0.0		

Measures	HRTPO Approved One-Year Target (2022)	Progress Towards Meeting Target (as of Most Recent Data)	
<b><u>Safety Events</u></b>			
Bus	< 71	<b>NO UPDATED DATA AVAILABLE</b>	
Demand Response	< 1		
Light Rail	< 5		
Vanpool	0		
<b><u>Safety Event Rate</u></b>			
Bus	< 5.70		
Demand Response	< 0.04		
Light Rail	< 15.40		
Vanpool	0.0		
<b><u>System Reliability</u></b>			
Bus	> 10,000		
Demand Response	> 29,249		
Light Rail	> 9,470		
Vanpool	> 498,800		

# HRTPO FOUR-YEAR TARGETS

Area	Measures	HRTPO Approved Four-Year Target (2021)	Progress Towards Meeting Target (as of Most Recent Data)
Bridge Condition	NHS bridge deck area in good condition	> 27%	<b>MISSING TARGET</b>
	NHS bridge deck area in poor condition	< 3.0%	<b>MISSING TARGET</b>
Pavement Condition	Interstate System pavement in good condition	> 45%	<b>SURPASSING TARGET</b>
	Interstate System pavement in poor condition	< 3%	<b>SURPASSING TARGET</b>
	Non-Interstate System NHS pavement in good condition	> 25%	<b>MISSING TARGET</b>
	Non-Interstate System NHS pavement in poor condition	< 5%	<b>SURPASSING TARGET</b>
Roadway Performance	Interstate Travel Time Reliability	> 82%	<b>SURPASSING TARGET</b>
	Non-Interstate NHS Travel Time Reliability	> 82.5%	<b>SURPASSING TARGET</b>
Freight	Truck Travel Time Reliability Index	< 2.13	<b>SURPASSING TARGET</b>

# SYSTEM PERFORMANCE REPORT

- The draft version of the *Regional Performance Measures – System Performance Report* will be open for public review and comment from June 1<sup>st</sup> through June 17<sup>th</sup>.
- TTAC approval of the final document will be requested at the July meeting.



# REGIONAL PERFORMANCE MEASURES AND TARGETS ANNUAL SYSTEM PERFORMANCE REPORT

Presented by: Keith Nichols, PE  
TTAC Agenda Item #10  
June 1, 2022

the *heartbeat* of  
**HIMPTON  
ROADS** **TPO**  
TRANSPORTATION PLANNING ORGANIZATION